



Technical information

Hesse FANTASTIC-CLEAR ULTRAMATT DE 48770-0

Mixing ratio (by volume): 10 : 1 PU Hardener DR 4071

Product description

FANTASTIC-CLEAR ULTRAMATT is a light fast, transparent, scratch resistant and extremely matt acrylate-based multicoat lacquer. Its versatile application options on all common woods and its ease of use mean that FANTASTIC-CLEAR ULTRAMATT is outstanding as a multicoat or finishing lacquer on top of Hesse PU basecoats. It is an ideally matched combination product as an ultra-matt finishing lacquer on FANTASTIC-COLOR and gives a remarkable velvety feel to the surface. Application of FANTASTIC-CLEAR ULTRAMATT even on bleached woods is also possible.

Areas of application

FANTASTIC-CLEAR ULTRAMATT is a high quality PU lacquer for all interior and shop fittings; it can also be used for coatings in kitchens and bathrooms.

Area of application

- Internal fit-out
- Furniture
- The fitting out of ship interiors
- Special applications

Substrate material

- Dark, fine pored hardwood
- dark deciduous woods with coarse pores
- bleached
- light deciduous woods with fine pores
- light deciduous woods with coarse pores
- Engineered veneer/fineline
- suitably pre-primed

Surface Preparation

Surface preparation Clean, dry wood, dependent upon wood type and method of application.

Substrate sanding grits  150 - 400

Lacquer sanding grit  280 - 400

Application

Application	Spray nozzle size	Spray pressure	Atomizing pressure
2C line			
Airless	 0.23 - 0.28 mm		
Airless low pressure			
Airmix	 0.23 - 0.28 mm	60 - 100 bar	2 - 2.5 bar
Compressed air spraying	 1.8 - 2 mm	1.8 - 2 bar	
High-performance automatic spraying unit			
Automatic spray gun			




For more information on Order information, please visit our website, contact our account managers and field service representatives, or contact your specialist dealers.

Technical information

Hesse FANTASTIC-CLEAR ULTRAMATT DE 48770-0

Mixing ratio (by volume): 10 : 1 PU Hardener DR 4071

Times

Usage time		8 h / 20 °C
Drying		2,5 h / 20 °C
Stackable after		16 h / 20 °C

Finishing

Finishing After sufficient drying and immediately after interim sanding with lacquer from the same product range.

Processing instructions

Finishers wanting to work exclusively with PU Hardener DR 4070 have the option of mixing FANTASTIC-CLEAR ULTRAMATT in a mixing ratio (by volume) of 5 : 1 with PU Hardener DR 4070. This mixing ratio may slightly extend the drying time. Conduct a trial coating under practical conditions as necessary.

This product is only suitable as a flame retardant coating for seagoing vessels when the default hardening is used, not the optional hardenings! The maximum wet application amount when using this product as a low-flammable coating for seagoing vessels is 240 g/m².

Particular instructions

FANTASTIC-CLEAR ULTRAMATT DE 48770-0 may not be mixed with the FANTASTIC-CLEAR DE 4877x(gloss level) range! Mixing these two lacquer systems could result in incompatibility reactions or alterations in the respective product properties.

Colour lacquers UNA-COLOR DB 4524x(gloss level)-(colour tone) and FANTASTIC-COLOR DB 4888x(gloss level)-(colour tone) can be tinted using FANTASTIC-CLEAR ULTRAMATT as a glazing lacquer (**maximum addition 1.5 %**). The following Hesse base-coats can be combined with FANTASTIC-CLEAR ULTRAMATT depending on surface requirements and substrate material: DG 4734, DG 4717-0005, DG 4768-0011 and DG 4750.















"A risk assessment was undertaken according to Directive 2014/90/EU, Annex II, Section 3. This coating does not pose a physical risk to health nor a risk to the environment when cured and dried."

Technical information








Hesse FANTASTIC-CLEAR ULTRAMATT DE 48770-0

Mixing ratio (by volume): 10 : 1 PU Hardener DR 4071

Technical data

Flow time (+/- 15%)	 30 s / DIN4
Yield per coat	 5 - 8 m ² /l The spreading rate is heavily dependent on the type of application. The specifications relate to a liter of ready-for-use product, if necessary including hardener and thinner.
Proportion of renewable raw materi-	 0.25 %
NfA	 26.7 %
VOC EU	73.15 %
VOC FR	 A+
conditions of transport	 frost-free - up to max. 30 °C
Shelf life in weeks	 52
Storage temperature	 16 - 40 °C
Number of coats (max)	 3
Amount per layer (minimum)	 120 g/m ²
Amount per layer (max)	 200 g/m ²
Total application volume	 MAX 400 g/m ²
Mixing ratio (by volume)	 10 : 1 PU Hardener DR 4071
Mixing information (gravimetric)	 100 : 11 PU Hardener DR 4071

Particular properties / testing standards

Sign	Product standard / basis	Sign	Product standard / basis
	Saliva and sweat resistance according to DIN 53160 Parts 1 and 2: no discolouration (Level 5)		Classification of fire behaviour under DIN EN 13501-1 on validated substrate materials
	DIN 68861-Part 1B (Furniture surfaces; Behaviour under chemical demands)		Examination for scratch resistance according to ISO 1518-1:2019
	Quality Assurance System Certificate (Module D); Directive 2014/90/EU (Marine Equipment Directive)		Toy safety as per DIN EN 71-3
	Flame retardant to B1 according to DIN 4102; on suitable substrates.		

For more information on Order information, please visit our website, contact our account managers and field service representatives, or contact your specialist dealers.

Technical information

Hesse FANTASTIC-CLEAR ULTRAMATT DE 48770-0

Mixing ratio (by volume): 10 : 1 PU Hardener DR 4071



Sample process

Conference room cabinet front in natural walnut, ultra-matt

Wood sanding: 150 - 180 grit (dust removal)

Basecoat: 1 x 120 - 150 g/m² Hesse FANTASTIC-CLEAR ULTRAMATT DE 48770-0, mixing ratio (by volume) 10 : 1 with PU Hardener DR 4071 and the addition of 20 - 25 % Thinner DV 4900 to the lacquer/hardener mixture

Intermediate drying: 2 - 3 h / 20 °C

Lacquer sanding: 280 - 320 grit (dust removal)

Top coat: 1 x 120 - 150 g/m² Hesse FANTASTIC-CLEAR ULTRAMATT DE 48770-0, mixing ratio (by volume) 10 : 1 with PU Hardener DR 4071 and the addition of 20 - 25 % Thinner DV 4900 to the lacquer/hardener mixture

Packable: after at least 16 h / 20 °C

Laminated MDF sideboard in a blueberry colour tone, ultra-matt

Laminate sanding: 320 - 400 grit (dust removal)

Edge/profile sanding: 150 - 180 grit (dust removal)

Basecoat: 1 x 150 - 200 g/m² Hesse FANTASTIC-FILL DP 4755-9343, mixing ratio (by volume) 10 : 1 with PU Hardener DR 4071 and the addition of 15 % Thinner DV 4900 / DV 490 to the lacquer/hardener mixture;

Drying: > 2 h / 20 °C, preferably 16 h / 20 °C

Filler sanding: 320 - 400 grit (dust removal)

Colour and top coat: 1 x 120 - 180 g/m² Hesse FANTASTIC-COLOR DB 48882-42798, mixing ratio (by volume) 10 : 1 with Hesse PU Hardener DR 4071 and the addition of 10 - 30 % Thinner DV 4900 to the lacquer/hardener mixture

Drying: > 2 h / 20 °C

Lacquer sanding: 320 - 400 grit (dust removal)

Top coat: 1 x 120 - 180 g/m² Hesse FANTASTIC-CLEAR ULTRAMATT DE 48770-0, mixing ratio (by volume) 10 : 1 with PU Hardener DR 4071 and the addition of 20 - 25 % Thinner DV 4900 to the lacquer/hardener mixture

Packable: after at least 16 h / 20 °C

Ordering information

Order number	Gloss level 60° (Gloss +/-5)	Gloss level
DE 48770-0		dull matt

Accessories

	Order number	Product description
hardeners	DR 4071	PU Hardener
Thinners	DV 4900	PU Thinner
	DV 4935	PU Special thinner
Retarder	DV 4909	PU Retarder
Equipment cleaner	RV 1	Cleaning thinner

For more information on Order information, please visit our website, contact our account managers and field service representatives, or contact your specialist dealers.

Technical information

Hesse FANTASTIC-CLEAR ULTRAMATT DE 48770-0

Mixing ratio (by volume): 10 : 1 PU Hardener DR 4071



General instructions on workmanship

PU lacquers should not be applied and dried at material and room-temperatures below 18 °C and 40 % RH. Ideal values are: 20 - 25 °C, 50 - 65 % RH. Deviations will result in drying or hardening errors. In order to avoid adhesion problems, please sand the PU lacquered surfaces before applying fresh lacquer and apply lacquer to the sanded surfaces as soon as possible. Old lacquer and hardener mixtures affect the surface quality (adhesion/resistance). Freshly bleached substrates must undergo intermediate drying for at least 48 h at 20 °C before coating with suitable PU lacquers. If stored correctly (at least 20 °C room temperature), the final hardness of the coating is achieved after a week. Please apply a test coat under real conditions!

Our technical information is continually adapted to keep up to date with the latest technology and statutory regulations. The indicated values are no specification, but typical product data. The latest version is always available online at www.hesse-lignal.de or talk to your local account manager. This information is for advice and is based on the best knowledge available and careful research in line with the current state of the art. This information cannot be held as legally binding. We also refer you to our terms and conditions of business. Material safety data sheet is provided in accordance with EC regulation no. 1907/2006.

For more information on Order information, please visit our website, contact our account managers and field service representatives, or contact your specialist dealers.